



**Willow Park**  
TEXAS

120 El Chico Trail, Suite A, Willow Park, Texas 76087

## DRIVE APPROACH PERMIT APPLICATION

*Please Print Clearly*

Applicant Name: \_\_\_\_\_

Project Address: \_\_\_\_\_

Development Name: \_\_\_\_\_

Legal Description: Lot No. \_\_\_\_\_ Block No. \_\_\_\_ Tract/Sub: \_\_\_\_\_ Zoning: \_\_\_\_\_

Contractor: \_\_\_\_\_

Contractor Business Name: \_\_\_\_\_

Address: \_\_\_\_\_

City: \_\_\_\_\_ State: \_\_\_\_\_ Zip: \_\_\_\_\_ Phone: (\_\_\_\_\_) \_\_\_\_\_

Email: \_\_\_\_\_

WORK TO BE DONE:		THIS PROJECT IS:	IN CONJUNCTION WITH:
<input type="checkbox"/>	NEW APPROACH	<input type="checkbox"/> RESIDENTIAL  <input type="checkbox"/> COMMERCIAL	<input type="checkbox"/> NEW BUILDING  <input type="checkbox"/> EXISTING BUILDING
<input type="checkbox"/>	ENLARGE EXISTING APPROACH		
<input type="checkbox"/>	REPAIR EXISTING APPROACH		
<input type="checkbox"/>	CURB AND CUTTER ONLY		

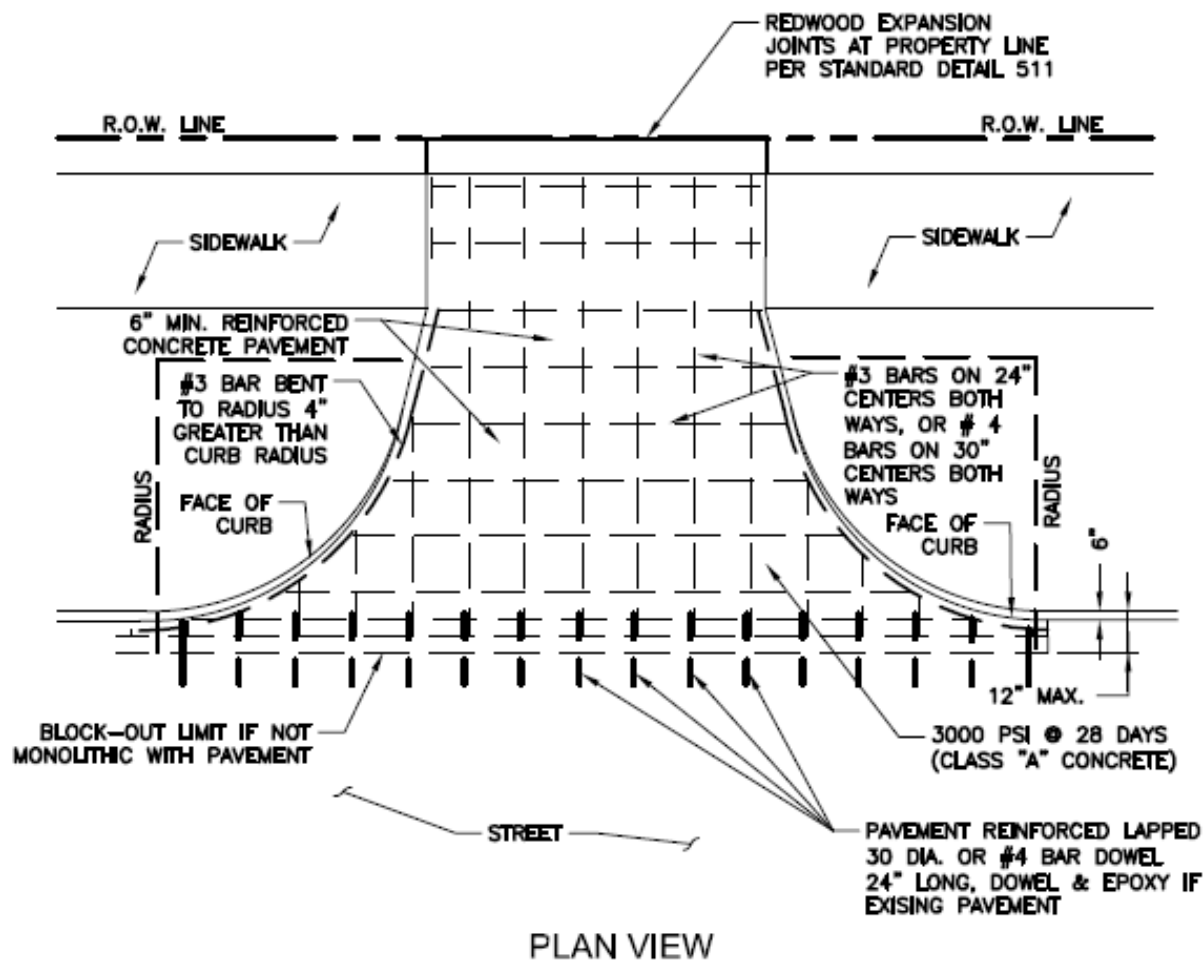
PROVIDE THE FOLLOWING:	COMPLETE THIS CHECKLIST:
<input type="checkbox"/>	<input type="checkbox"/> Draw the shape of the building on lot  <input type="checkbox"/> Show curb lines if existing  <input type="checkbox"/> Draw the shape of the building on lot  <input type="checkbox"/> Show curb lines if existing
<input type="checkbox"/>	
<input type="checkbox"/>	
<input type="checkbox"/>	
<b>NOTE: PROVIDE A SITE PLAN WITH DRIVE APPROACH DETAILS AND DIMENSIONS.</b>	
START DATE: _____ END DATE: _____	

THIS PERMIT BECOMES NULL AND VOID IF WORK OR CONSTRUCTION AUTHORIZED IS NOT COMMENCED WITHIN 180 DAYS, OR IF CONSTRUCTION OR WORK IS SUSPENDED OR ABANDONED FOR A PERIOD OF 180 DAYS AT ANY TIME AFTER WORK IS COMMENCED.

I HEREBY CERTIFY THAT I HAVE READ AND EXAMINED THIS THE SAME TO BE TRUE AND CORRECT. ALL PROVISIONS OF LAWS AND ORDINANCES GOVERNING THIS TYPE OF WORK WILL BE COMPILED WITH WHETHER SPECIFIED HEREIN OR NOT. THE GRANTING OF A PERMIT DOES NOT PRESUME TO GIVE AUTHORITY TO VIOLATE OR CANCEL THE PROVISIONS OF ANY OTHER STATE OR LOCAL LAW REGULATING CONSTRUCTION OR THE PERFORMANCE OF CONSTRUCTION.

\_\_\_\_\_  
Signature Contractor/Owner

\_\_\_\_\_  
Date



**NOTES:**

1. DRIVEWAY SHALL NOT HAVE GREATER THAN 12% SLOPE.
2. IF SIDEWALK IS AT THE RADIUS, THE 6" SIDEWALK SHALL BE POURED MONOLITHICALLY WITH THE DRIVEWAY ONE JOINT EITHER SIDE.

**DRIVEWAY APPROACH  
RADIUS RETURN TYPE**  
N.T.S.

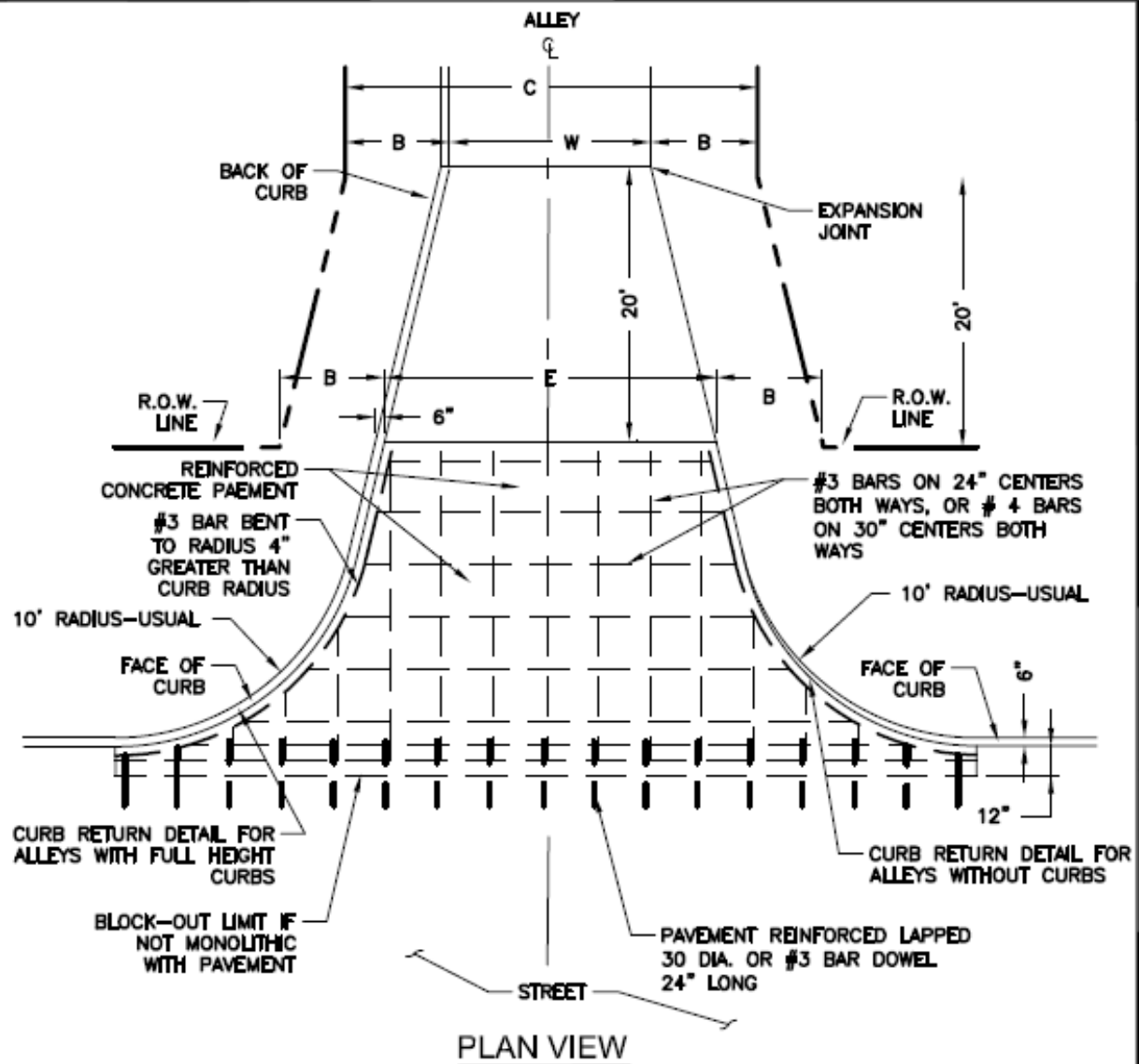
DATE: AUG. 2015

**STANDARD DETAIL: 531**

NO ADDITIONS OR CHANGES SHALL BE MADE TO THE STANDARD DETAIL SHEETS UNLESS APPROVED BY THE CITY OF WILLOW PARK.

CITY OF WILLOW PARK,  
PARKER COUNTY, TEXAS

516 Ranch House Road \* Willow Park, Texas 76087  
Phone: 817-441-7108 \* Fax: 817-441-5900



ALLEY WIDTH (W)	R.O.W. WIDTH (C)	B	E
10'	15'	2'-6"	12'
12'	17'	2'-6"	14'
16'	21'	2'-6"	18'
20'	25'	2'-6"	22'

# **ALLEY APPROACH RADIUS RETURN TYPE** N.T.S.

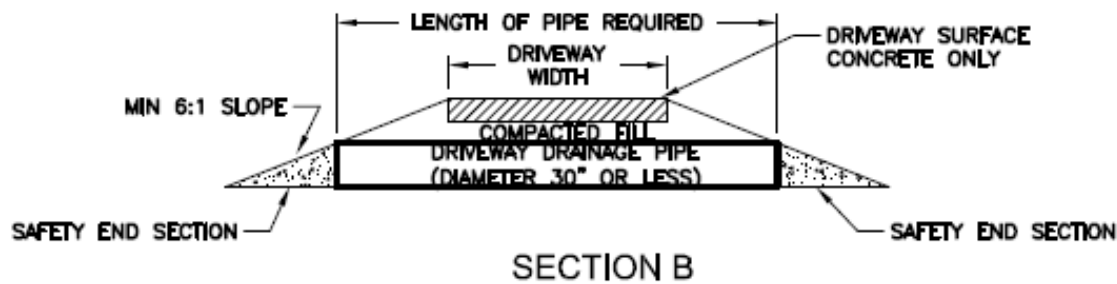
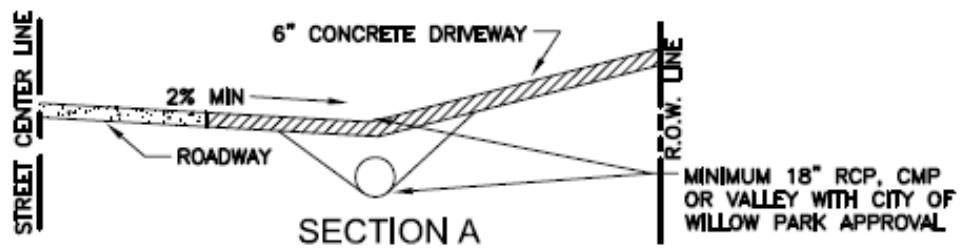
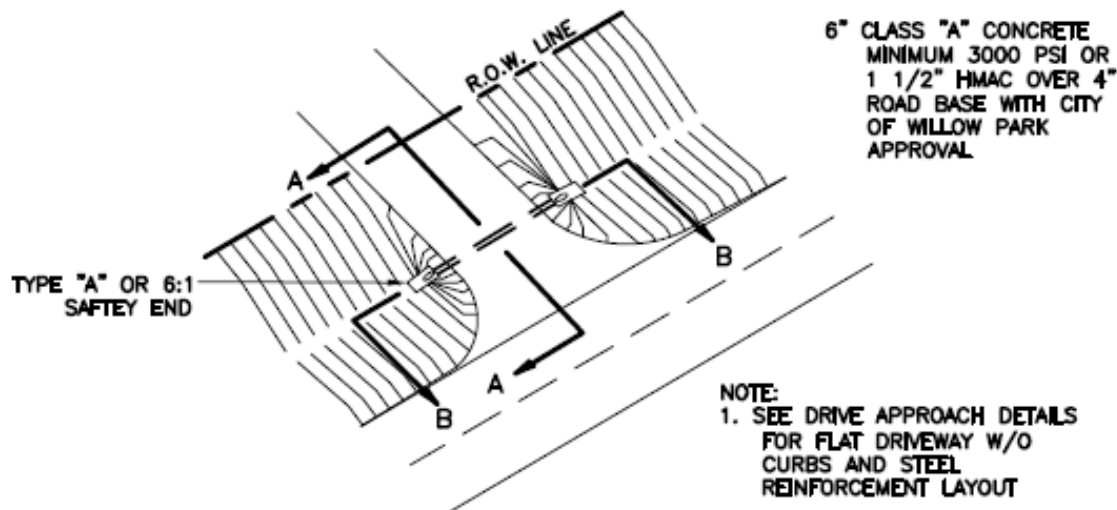
DATE: JUNE 2015

## **STANDARD DETAIL: 535**

NO ADDITIONS OR CHANGES SHALL BE MADE TO THE STANDARD DETAIL SHEETS UNLESS APPROVED BY THE CITY OF WILLOW PARK.

CITY OF WILLOW PARK,  
PARKER COUNTY, TEXAS

515 Ranch House Road \* Willow Park, Texas 76087  
Phone: 817-441-7108 \* Fax: 817-441-8900



## STANDARD DRIVEWAY APPROACH WITH CULVERT

N.T.S.

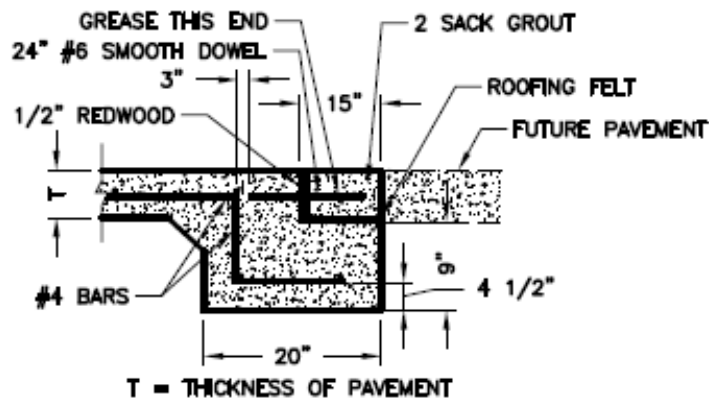
DATE: JUNE 2015

### STANDARD DETAIL: 532

NO ADDITIONS OR CHANGES SHALL BE MADE TO THE STANDARD DETAIL SHEETS UNLESS APPROVED BY THE CITY OF WILLOW PARK.

CITY OF WILLOW PARK,  
PARKER COUNTY, TEXAS

516 Ranch House Road \* Willow Park, Texas 76087  
Phone: 817-441-7108 \* Fax: 817-441-8902



THIS SECTION TO BE USED FOR CONTINUATION OF FUTURE PAVEMENT

## CONCRETE PAVEMENT HEADER DETAIL

N.T.S.

DATE: JUNE 2015

### STANDARD DETAIL: 510

NO ADDITIONS OR CHANGES SHALL BE MADE TO THE STANDARD DETAIL SHEETS UNLESS APPROVED BY THE CITY OF WILLOW PARK.

CITY OF WILLOW PARK,  
PARKER COUNTY, TEXAS

516 Ranch House Road \* Willow Park, Texas 76087  
Phone: 817-441-7108 \* Fax: 817-441-6900